

119 EL 60

LOW ELEVATION

9E-2

E 8



T5N-R29E

T5N-R30E

24 19  
25 30

19 20  
30 29

20 21  
29 28




T 506

4 HEL  
129.0

7 HEL  
128.0


15 HEL  
30.8

19 HEL  
12.5



9 HEL  
132.2



12 HEL  
131.4



25 30  
36 31

30 29  
31 32

29 28  
32 33



36  
162.9 155.4 +

37  
7.6 7.8

SEE MAP 10E

T 506

18 HEL  
64.0

1 6

31 32  
6 5

T4N-R29E

T4N-R30E

