

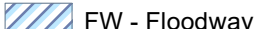
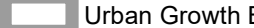
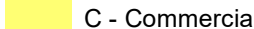
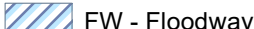
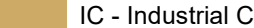




Legend

-  Creeks and Rivers
-  City Limits
-  FW - Floodway
-  Urban Growth Boundary
-  C - Commercial
-  SR - Suburban Residential
-  IC - Industrial Commercial
-  R - Residential
-  EFU

